

**Info:** The most current version of these instructions can be found online at [www.grahamfield.com](http://www.grahamfield.com).

- ⚠ **WARNING:** The GF6900 Bedside Assist Rail is intended for homecare use. Ensure you have read and understood the following safety information before installing or using the Bedside Assist Rail. If you do not understand any part of these warnings, cautions or instructions, contact a healthcare professional for direction in the use of this product. If the Assist Rail is not properly installed and adjusted, personal injury and damage to the Assist Rail and bed could result.
- ⚠ **WARNING:** DO NOT push or pull the bed by the Bedside Assist Rail.
- ⚠ **WARNING:** If components are damaged or missing, contact your GF authorized distributor immediately. DO NOT use substitute parts. Use only Lumex replacement parts. The use of non-Lumex replacement parts could cause personal injury, damage to the Bedside Assist Rail, and void the warranty.
- ⚠ **WARNING:** California Proposition 65 **WARNING:** This product contains a chemical known to the State of California to cause cancer and reproductive or developmental harm.
- ⚠ **WARNING:** GF Health Products, Inc. assumes no responsibility for any damage or injury caused by improper installation or use of this product.
- ⚠ **WARNING:** Entrapment may occur. The bed frame and its components, including the mattress, bed side rails, head and foot board, bedding, and any accessories added to the bed, can all affect the risk of entrapment. Thorough patient assessment and monitoring are necessary to reduce the risk of entrapment, including establishing whether the use of a bed rail is in the best interest of the patient. Patients most vulnerable to entrapment are those who are frail, confused, restless, or who have uncontrolled body movement. Read and understand the following bed rail decal before use:

 <p><b>WARNING/ SAFETY ALERT</b></p>	<p><b>BEWARE OF SIDE-RAIL ENTRAPMENT</b></p> <p>Patient Entrapment with bed side rails may result in serious injury or death. ALWAYS evaluate patients for and guard against bed rail entrapment in accordance with medical protocols. Monitor patient frequently. Mattress MUST fit bed frame and side rails snugly to prevent entrapment. There may be an increased risk of entrapment when bed rails are used in conjunction with low air loss products. Follow the Safety Warnings and Operating Instructions in the Service/User's manual. Contact your dealer or <a href="http://www.grahamfield.com">www.grahamfield.com</a>.</p> <p><small>GF000155RevE12</small></p>
---	---

## INTENDED USE

The Bedside Assist Rail is intended to provide support, increase stability, and assist the user when repositioning themselves in bed.

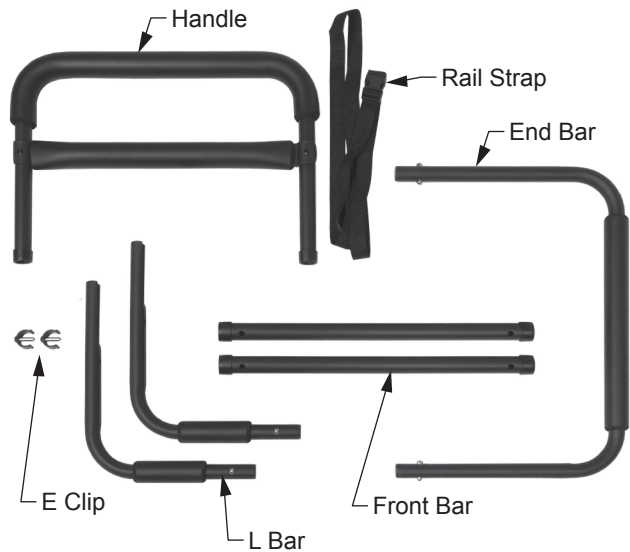
- ⚠ **WARNING:** The Bedside Assist Rail is not intended to prevent a patient from accidentally rolling out of bed. The Bedside Assist Rail is not intended as a restraint device. DO NOT use the Bedside Assist Rail as a restraint.
- ⚠ **WARNING:** The Bedside Assist Rail used in conjunction with a bed can assist an individual weighing up to 300 lb. The Assist Rail is NOT designed to support the total body weight of an individual. Use it for assistance ONLY.

## ASSEMBLY AND INSTALLATION

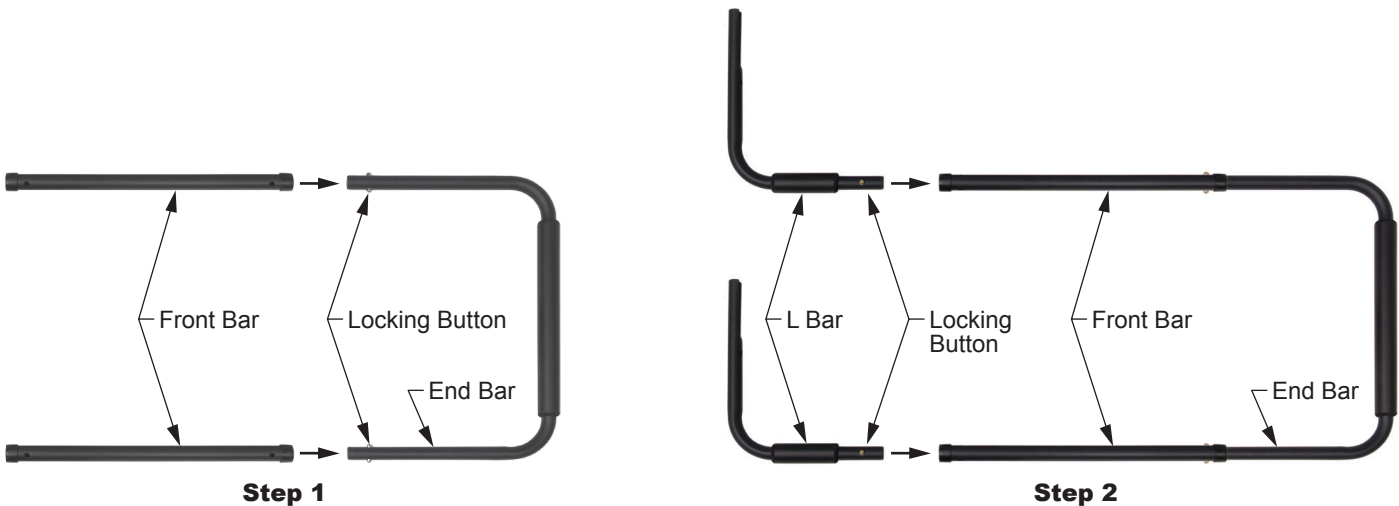
Remove all components from box.

Each box should include the following components (see picture at right).

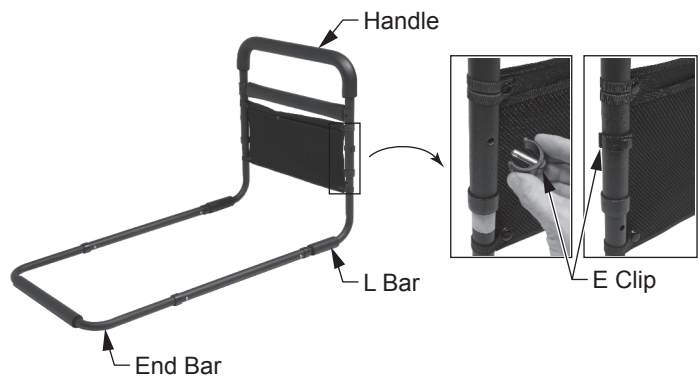
Description	Quantity
Front Bar	2
L Bar	2
End Bar	2
Handle Bar	1
Rail Strap	1
E Clip	2



### Installation



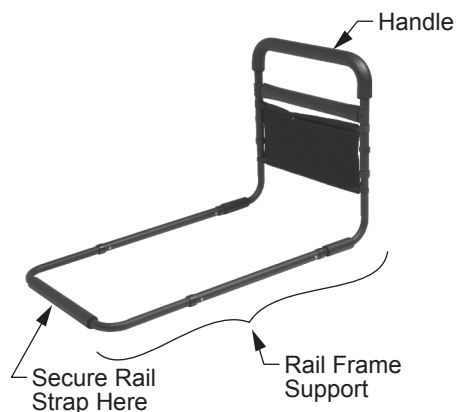
1. Install the Front Bars in the End Bar. Ensure the End Bar locking buttons protrude completely from the Front Bar holes.
2. Install the L Bars in the Front Bars. Ensure the L Bar locking buttons protrude completely from the Front Bar holes.
3. Install the Handle in the L Bars; secure the Handle by using the E-Clip on each side.




**GF6900 Assembled**

## Mounting on Bed

1. Locate a convenient distance from the head of the bed to position Bedside Assist Rail.
2. Place Rail Support Frame between the box spring and the mattress with the Handle at desired position.
3. Secure Bedside Assist Rail to bed frame by securing Rail Strap tightly around bed frame.



**Mount Bedside Assist Rail on Bed**



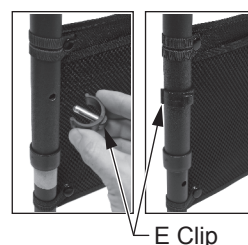
**Secure Bedside Assist Rail to Bed Frame**

## Adjust Handle Height

Handle height is adjustable to two positions. To adjust Handle height, remove E Clip from both sides, adjust Handle to desired position, and reinstall both E Clips.

Lowest set of holes = 17.5" Handle height;  
highest set of holes = 21.5" Handle height.

**⚠ WARNING:** Before use, ensure the Bedside Assist Rail is assembled and installed as described, that all attaching hardware is securely tightened, and that the Assist Rail is securely in place.



**Adjust Handle Height**

## OPERATION

**⚠ WARNING:** Ensure Handle is secure before each use.

## MAINTENANCE

**⚠ WARNING:** During use, inspect the Assist Rail frequently to ensure that all attaching hardware is securely tightened and the Assist Rail is securely in place. Adjust as needed to ensure secure installation.

## Cleaning

To clean the Assist Rail, wash it with soap and water or a mild detergent, then rinse with water. Dry thoroughly before use.

**▲ NOTICE:** Never use abrasive cleaners or scouring pads on any part of the Assist Rail.

## SPECIFICATIONS:

Height adjustment from mattress base to handle top	19" or 21"
Length of rail base tubing support under mattress	36"
Overall width of handle	19.5"
Rail construction	Durable steel
Rail finish	Black powder coat
Product weight	6.7 lb
Product maximum weight capacity	300 lb, EVENLY DISTRIBUTED (product is not designed to support an individual's full weight)

## **WARRANTY**

### **SCOPE OF WARRANTY**

GF Health Products, Inc. ("GF") warrants to the original purchaser only that it will replace or repair components, at GF's sole discretion, that are defective in material or workmanship under normal use and service. All warranties are conditioned upon the proper use of the products strictly in accordance with good commercial practice and applicable GF instructions and manuals, including proper use and maintenance. To the extent that a component is warranted by a third party, GF conveys all of its rights under that warranty to the original purchaser, to the extent permitted. This limited warranty shall only apply to defects that are reported to GF's customer service team within the applicable warranty period and which, upon examination by GF or its authorized representative, prove to be a warranty item. This limited warranty is not transferable. Within the guidelines set forth in this document, this product is warranted for one (1) year. The applicable warranty period shall commence from date of shipment to the original customer, unless there is an expiration date on the component in which case the warranty shall expire on the earlier of warranty period or the expiration date.

### **OBTAINING WARRANTY SERVICE**

This limited warranty shall only apply to defects that are reported to the Distributor from whom the Customer purchased the product within the applicable warranty period. If there is not a Distributor, you must contact GF directly by calling 1-770-368-4700, sending a fax request to 1-770-368-2386, or by e-mailing a request to [cs@grahamfield.com](mailto:cs@grahamfield.com). Specific directions will be provided by the Customer Service Representative. Failure to abide by the specific directions will result in denial of the warranty claim.

### **EXCLUSIONS**

The warranty does not cover and GF shall not be liable for the following:

- 1) Defects, damage, or other conditions caused, in whole or in part, by misuse, abuse, negligence, alteration, accident, freight damage, tampering or failure to seek and obtain repair or replacement in a timely manner;
- 2) Products which are not installed, used, or properly cleaned and maintained as required in the official manual for the applicable product;
- 3) Products considered to be of a non-durable nature including, but not limited to: casters, filters, fuses, gaskets, lubricants, and charts;
- 4) Accessories or parts not provided by GF;
- 5) Charges by anyone for adjustments, repairs, replacement parts, installation or other work performed upon or in connection with such products which are not expressly authorized in writing, in advance, by GF;
- 6) Any labor or shipping charges incurred in the replacement part installation or repair;
- 7) Costs and expenses of regular maintenance and cleaning; and
- 8) Representations and warranties made by any person or entity other than GF.

### **ENTIRE WARRANTY, EXCLUSIVE REMEDY AND CONSEQUENTIAL DAMAGES DISCLAIMER**

THIS WARRANTY IS GF'S ONLY WARRANTY AND IS IN LIEU OF ALL OTHER WARRANTIES, EXPRESS OR IMPLIED. GF MAKES NO IMPLIED WARRANTIES OF ANY KIND INCLUDING ANY IMPLIED WARRANTIES OF MERCHANTABILITY OR FITNESS FOR A PARTICULAR PURPOSE. IF ANY MODEL OR SAMPLE WAS SHOWN TO THE CUSTOMER, SUCH MODEL OR SAMPLE WAS USED MERELY TO ILLUSTRATE THE GENERAL TYPE AND QUALITY OF THE PRODUCT AND NOT TO REPRESENT THAT THE PRODUCT WOULD NECESSARILY CONFORM TO THE MODEL OR SAMPLE IN ALL RESPECTS. THIS WARRANTY IS LIMITED TO THE REPAIR OR REPLACEMENT OF THE DEFECTIVE PARTS. GF SHALL NOT BE LIABLE FOR AND HEREBY DISCLAIMS ANY DIRECT, SPECIAL, INDIRECT, INCIDENTAL, EXEMPLARY OR CONSEQUENTIAL DAMAGES, INCLUDING, BUT NOT LIMITED TO: DAMAGES FOR LOSS OF PROFITS OR INCOME, LOSS OF USE, DOWNTIME, COVER, OR EMPLOYEE OR INDEPENDENT CONTRACTOR WAGES, PAYMENTS AND BENEFITS.

The warranties contained herein contain all the representations and warranties with respect to the subject matter of this document, and supersede all prior negotiations, agreements and understandings with respect thereto. The recipient of this document hereby acknowledges and represents that it has not relied on any representation, assertion, guarantee, warranty, collateral contract or other assurance, except those set out in this document.

For additional information on this product or this warranty, contact a GF Customer Service Representative.

### **NOTES:**

- 1) Additional terms and conditions may apply.
- 2) Freight claims must be notated on the appropriate shipping documents and must be made with immediacy. International, federal and state regulations govern specific requirements for freight claims. Failure to abide by those regulations may result in a denial of the freight claim. GF will assist you in filing the freight claim.
- 3) Claims for any short shipment must be made within three (3) days of the invoice date.



1.770.368.4700

Information contained herein is subject to change.

The most current and complete product information can be found on our website.

[www.grahamfield.com](http://www.grahamfield.com)



© 2016, GF Health Products, Inc. All Rights Reserved.  
Graham-Field and Lumex are trademarks of GF Health Products, Inc.  
GF Health Products, Inc. is an ISO 13485 Certified Company.  
Manufactured for GF Health Products, Inc.  
Made in Taiwan