

Info: The most current version of these instructions can be found online at www.grahamfield.com

Tools required: 7/16" wrench

⚠ WARNING: Important! Read and understand these instructions before installing the Universal IV Pole Holder. If you do not understand any part of these warnings, cautions or instructions, contact a healthcare professional for direction in the use of this product. If you are unable to perform this installation as described, please contact a licensed professional for installation. If the IV pole holder is not properly installed, personal injury and property damage could result.

⚠ WARNING: If components are damaged or missing, contact your dealer immediately. DO NOT use substitute parts.

⚠ WARNING: GF Health Products, Inc. assumes no responsibility for any damage or injury caused by improper assembly, installation or use of this product.

INSTALLATION

Installation on FR566G, FR577RG, FR587W, FR565G and FR565WG recliners with 1-1/4" diameter tubing legs

1. Select the recliner frame leg to attach the 5782RG where the IV pole will not interfere with the operation of a tray or other attachment.
2. Remove the bolt and nut securing the caster from the recliner leg that will receive the 5782RG and discard them.
3. Remove the bolts, washers and nuts from the 5782RG.
4. Place the attachment clamps around the leg with the hinge pin inserted into the clamp hinge loops and insert the long carriage bolt through the clamps, leg and caster, as shown in fig. 1. Install a washer and locknut finger tight.

Info: The carriage bolt may be inserted in either direction.

5. Insert the short carriage bolts through the clamps as shown in fig. 2 and install the remaining washers and locknuts finger tight.

Info: The carriage bolts may be inserted in either direction.

6. Tighten all nuts securely with the wrench. Verify that there is no looseness in the completed assembly.
7. The completed installation will look as shown in fig. 3.




fig. 1



fig. 2



fig. 3

Installation on 575G and FR574G recliners with 1" square tubing legs

1. Remove the bolts, washers and nuts from the 5782RG. Set aside the long carriage bolt and one washer and locknut, which will not be required.
2. Apply the adhesive-back pads to the aluminum angle as shown in fig. 4.
3. Place the attachment clamps around the right frame leg with the hinge pin inserted into the clamp hinge loops and aluminum angle with pads between the clamp and leg as shown in fig. 5, and insert the short carriage bolts through the clamps. Install the washers and locknuts finger tight.




fig. 4



fig. 5




fig. 6

Info: The carriage bolts may be inserted in either direction.

4. Position the attachment at the desired height on the leg while making certain that the clamp hinge loops are in contact with the retaining ring on the hinge pin, and tighten all nuts securely with the wrench. Verify that there is no looseness in the completed assembly.
5. The completed installation will look as shown in fig. 6.

⚠ WARNING: Ensure that the IV pole holder is installed as described before use. If the IV pole holder is not properly installed, personal injury and property damage could result.

MAINTENANCE

⚠ WARNING: Inspect IV pole holder before each use and tighten as needed to ensure secure installation.

WARRANTY

GF Health Products, Inc. offers a three year limited warranty against manufacturer's defects on the Lumex 5782RG Universal IV Pole Holder. If a product is deemed to be under warranty, GF Health Products, Inc. shall provide, at its option, (1) replacement of any defective part or product or (2) a credit of the original selling price made to GF Health Products, Inc.'s initial customer. The warranty does not include any labor charges incurred in replacement part(s) installation or any associated freight or shipping charges to GF Health Products, Inc.

The warranties contained herein contain all the representations and warranties with respect to the subject matter of this document, and supersede all prior negotiations, agreements and understandings with respect thereto. The recipient of this document hereby acknowledges and represents that it has not relied on any representation, assertion, guarantee, warranty, collateral contract or other assurance, except those set out in this document.



GF Health Products, Inc. is not responsible for typographical errors. Packaging, warranties, products and specifications are subject to change without notice. Graham-Field and Lumex are registered trademarks of GF Health Products, Inc.

© 2011 GF Health Products, Inc. • 2935 Northeast Parkway • Atlanta, GA 30360 • tel 770-368-4700 • fax 770-368-2386