

LUMEX[®]

CLINICAL CARE SEATING

Comfort
Functionality
Durability





Since 1946, LUMEX® has manufactured quality healthcare products for use in hospitals, clinics, extended care facilities and the home. Lumex has been the innovator in healthcare seating solutions for use in a wide variety of healthcare applications:

- Dialysis and Nocturnal Dialysis
- Oncology and IV Therapies
- Same Day Surgery
- Post Operative Care
- Post Anesthesia Recovery (PACU)
- Patient Room Seating
- Bariatric Care
- Blood Collection
- Sub-Acute Care

LUMEX Healthcare Seating can help liberate almost anyone from the confines of a bed and help make them more comfortable for longer periods of time. Lumex Clinical Care Recliners makes the care, treatment and recovery more comfortable for patients and caregivers alike. Lumex Clinical Care Recliners are more versatile and mobile than a bed and can be used throughout a healthcare facility.

All Lumex Healthcare Seating is protected by our Limited Wraparound Warranty*:

- Welded Frame: Lifetime¹ Warranty
- Mechanical Components: Three (3) Years
- Upholstered Components: One (1) Year
- Casters: One (1) Year
- Heat and Massage Option: Two (2) Years
- Non-Welded Frames: Three (3) Years

***Subject to Warranty Statement Limitations**
¹(Defined as Ten (10) Years)

For the most update information on all GF Health Products, Inc., go to www.grahamfield.com.



The Original Lumex "Wheeled Chair Table" circa 1986



A "Beauty Shot" from a 1986 Brochure



Cutaway Drawing of a Lumex Six Position Recliner circa 1982



The Original Lumex 573 Three Position and Lumex 576 Six Position Recliners



The Original Lumex Six Position Recliner circa 1984

LUMEX CLINICAL CARE RECLINERS

Lumex Clinical Care Recliners offer healthcare facilities specialized seating that benefits both patients and caregivers. Designed and manufactured in the USA, Lumex Clinical Care Recliners feature easily replaceable components that increases the lifespan of the recliner and reduces their cost in use over time.

Features:

High Density Foam

For maximum patient comfort during any time-intensive healthcare procedure, all Lumex Clinical Care Recliners feature high-density foam in the seat, back and armrests. All upholstery components are easily replaced should they become worn or damaged.

Healthcare Grade Vinyl Upholstery

For beauty, long life and ease of cleaning and disinfection, Lumex Clinical Care Recliners are available in a beautiful palette of colors / fabrics. The Lumex Clinical Care Recliner Fabric selection can address the concerns of end users, facility management and interior designers.



Standard Vinyl Collection:

- **Patriot Plus:** The Vinyl Upholstery “Standard” designed specifically for healthcare applications in a beautiful palette of colors
- **Renaissance:** Durable vinyl with a subtle pattern
- **Savoy:** Same features as Patriot Plus Vinyl in a softer “hand”



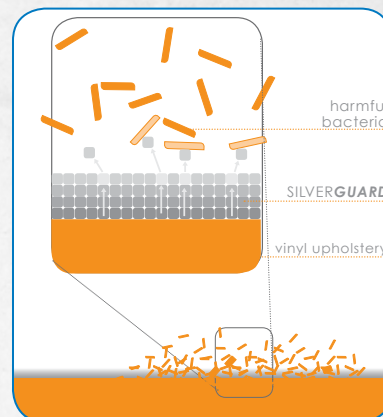
SilverGuard Vinyl Collection: The SilverGuard Collection features SILVERGUARD® Silver Ion Technology. SILVERGUARD is a natural, environmentally friendly bacteria-fighting defense to inhibit odor and stain causing bacteria. SILVERGUARD technology is EPA registered.

- **Dolce:** Soft, leather-like urethane based material for maximum patient comfort
- **Guardian:** Minimal texture, exclusive top coat and Silver Ion Technology make this our toughest upholstery offering
- **Silvertex:** A beautifully reflective fabric featuring Silver Ion Technology.

How SILVERGUARD® works:

Silver Ions destroy micro-organisms by attaching to the bacteria cell walls to disrupt protein metabolism within the cells. These are slowly released from their inorganic matrix in the presence of moisture.

Simply stated—wipe down the upholstery with a damp cloth to activate the Silver Ions.



TENTE® Casters

The mobility of any recliner is paramount in a healthcare setting. Moving patients

from a procedure room to a recovery area or repositioning a recliner in a tight dialysis station demands a high quality caster. Every Lumex Clinical Care Recliner utilizes TENTE brand casters, world renowned for their quality and durability. TENTE casters are quiet, non-marking and virtually maintenance free.

Lumex Clinical Care Recliner features three swivel, total lock casters identified by a black locking tab. The fourth caster, identified by a green locking tab, is a directional locking caster that when actuated, allows the recliner to track straight when being pushed down long hallways.



Fold Down Side Tables

To allow for easier patient preparation, Lumex Clinical Care Recliners feature two plastic fold-down side tables. Each side table features a smooth surface with no sharp edges to catch dirt making cleaning and disinfection easier. Side tables sit evenly with armrest in the up position and when not in use, the tables fold flush within the sides of the recliner to more easily fit through doorways.



Heat and Massage Function

During prolonged treatment, patients tend to feel cold, particularly while undergoing dialysis. Lumex offers an integrated heat and massage unit on select clinical care recliners. The heat and massage function is easily accessible by the patient or caregiver and can be operated independently of each other to give patients a choice in managing either heat, massage or both. Heat and massage is available on the following models:

- FR577RG
- FR566G / FR566DG
- FR587W



An easy-to-use switch independently controls both the Heat and Massage features. Two heating elements, one in the seat and one in the back, provide gentle heat for the patient. Three heat settings allow patients to control just how much warmth they need. The heat feature has an automatic shut-off to help ensure that the patient is always in control of their comfort.

CA TB-133 Flammability Testing

All Lumex Clinical Care Recliners meet the stringent California Technical Bulletin 133 fire rating. Whether your state requires upholstered furniture to meet this stringent test or not, knowing all Lumex Clinical Care Recliners meet these test parameters will give you peace of mind. CA TB-133 compatibility is available as an option on most Lumex Long Term Care Recliners.



Features a rear mounted Trendelenburg release lever and specially designed back mounted arm pads to support the patient's arms while they are reclined. This recliner is a cost-effective choice for all clinical care applications. Wider and softer armrests for patient comfort feature wall-saving construction to protect walls and helps to prevent damage to the armrest upholstery.

Recline Positions: Features three positions for patient comfort; the fourth position is the Trendelenburg (or shock) position that must be activated by a caregiver. The Trendelenburg Position cannot be activated by a patient while they are sitting in the recliner.

1. **First or Upright Position:** Ideal for patient transport and to initiate patient treatment / therapy.
2. **Second or First Recline Position:** Ideal for patient treatment, rest, TV and reading.
3. **Third or Full Recline Position:** Ideal for patient treatment, rest and reading.
4. **Trendelenburg Position**
(Caregiver activated only)

Unique Features of the Series FR577RG and FR577RGH:

- **Higher Floor-to-Back Height:** Enables the caregiver to raise the patient up with less effort, reducing the chances for a back injury.
- **Trendelenburg Position:** Easily actuated by the caregiver from the back of the recliner via a trigger release mechanism mounted on the back push bar.
- **Side Panels:** Easily removed side panels enable access to the recliner for cleaning and maintenance.
- **Heat and Massage Option:** Available
- **Testing:** California Technical Bulletin CA TB-133 Flammability Test
- **Weight Capacity:** 290 lb Evenly Distributed



A specially contoured seat and back for the ultimate in patient comfort. The extra wide back design comfortably supports the patient from upright through each recline position. Foot activated Trendelenburg pedals located on either side of the recliner allows the caregiver to stay in eye contact with the patient while placing the patient into the Trendelenburg Position.

Recline Positions: Features three positions for patient comfort; the fourth position is the Trendelenburg (or shock) position that must be activated by a caregiver. The Trendelenburg Position cannot be activated by a patient while they are sitting in the recliner.

1. **First or Upright Position:** Ideal for patient transport and to initiate patient treatment / therapy.
2. **Second or First Recline Position:** Ideal for patient treatment, rest, TV and reading.
3. **Third or Full Recline Position:** Ideal for patient treatment, rest and reading.
4. **Trendelenburg Position**
(Caregiver activated only)



Unique Features of the Series FR566G and FR566GH:

- **Trendelenburg Position:** Easily actuated from either side of recliner by conveniently located foot pedals. Allows the caregiver to stay in constant eye contact with the patient while repositioning the patient.
- **Side Panels:** Easily removed side panels enable access to the recliner for cleaning and maintenance.
- **Heat and Massage Option:** Available
- **Testing:** California Technical Bulletin CA TB-133 Flammability Test
- **Weight Capacity:** 350 lb Evenly Distributed



With the same features as the Series FR566G, the Series FR566DG is made specifically for patients who cannot easily Stand, Pivot and Sit. This recliner features an easy-to-release drop-arm mechanism on both arms that positions the arm level with the seat to allow for easier lateral transfer from a bed, wheelchair or stretcher.

Unique Features of the Series FR566DG and FR566DGH:

- **Drop Arm Feature:** Allows both arms to drop down evenly with the seat allowing for easier and safer lateral transfers for both the patient and caregiver.
- **Trendelenburg Position:** Easily actuated from either side of recliner by conveniently located foot pedals. Allows the caregiver to stay in constant eye contact with the patient while repositioning the patient.
- **Side Panels:** Easily removed side panels enable access to the recliner for cleaning and maintenance.
- **Heat and Massage Option:** Available
- **Testing:** California Technical Bulletin CA TB-133 Flammability Test
- **Weight Capacity:** 350 lb Evenly Distributed



Featuring an increased weight capacity of 450 pounds (evenly distributed) and a wider seat, the Lumex Deluxe Clinical Care Recliner-Wide is ideal for bariatric patients and clinics. The extra-wide 24" seat width and greater weight bearing capacity enables the recliner to comfortably sit and position patients up to 450 pounds (evenly distributed). The recliner mechanism features dual gas cylinders that give smooth power assistance for back position adjustment and Trendelenburg activation.

Recline Positions: Features three positions for patient comfort; the fourth position is the Trendelenburg (or shock) position that must be activated by a caregiver. The Trendelenburg Position cannot be activated by a patient while they are sitting in the recliner.

- **First or Upright Position:** Ideal for patient transport and to initiate patient treatment / therapy.
- **Second or First Recline Position:** Ideal for patient treatment, rest, TV and reading.
- **Third or Full Recline Position:** Ideal for patient treatment, rest and reading.
- **Trendelenburg Position:** (Caregiver activated only)

Unique Features of the Series FR587W and FR587WH:

- **Trendelenburg Position:** Easily actuated by the caregiver from the back of the recliner via a trigger mechanism mounted on the back push bar.
- **Side Panels:** Easily removed side panels enable access to the recliner for cleaning and maintenance.
- **Heat and Massage Option:** Available
- **Testing:** California Technical Bulletin CA TB-133 Flammability Test
- **Weight Capacity:** 450 lb Evenly Distributed



Ideal for bariatric care or patient requiring an extra-wide 24" wide seat, this recliner features a weight capacity of 400 lb evenly distributed. Features infinite positioning within a range and a unique position lock that can stabilize the position of the recliner for patient comfort, and safety. The patented 'link and pin' mechanism design allows for smooth position change. Ideal for use as a Patient Room Recliner, Post Operative Care Recliner, or for Oncology and Blood Collection.

Recline Positions: The Deluxe Preferred Care Recliner can attain almost infinite positioning within a range for patient comfort.

Unique Features of the Series FR565WG:

- **Wall Saver Armrest Caps:** Increases the durability of the armrests and protects walls from marring.
- **Quick-Release Upholstery:** Upholstery can be quickly and easily removed for easy cleaning and replacement.
- **Ultra-Flex Suspension Bands:** By simply removing the back upholstery from the recliner back, the Ultra-Flex Suspension Bands can be adjusted to meet individual patient comfort requirements.
- **Testing:** California Technical Bulletin CA TB133 Flammability Test
- **Weight Capacity:** 400 lb Evenly Distributed

Accessor:

- Front Tray Table: Model 5644WG



Lumex Clinical Care Recliner Accessories

Universal Headrest Pillow:

Item FR5659US

The Universal Headrest Pillow's unique shape features an angled design that offers the patient a different level of support depending on whether the small contour or large contour is placed under the patient's head.



- Easily positioned for individualized patient comfort
- Easy-on / easy-off hook and loop attachment
- Can be positioned anywhere along back of recliner
- Fits All Lumex Recliners

Headrest Cover

Headrest covers are the ideal way to protect and extend the life of your Lumex Recliners. They help protect the vinyl from hair oil, hair spray, coloring agents, etc., the leading causes of premature aging of the vinyl. Available in matching colors, the headrest covers feature an easy-on / easy-off design for cleaning or replacement. Available for the following series:

- FR566G / FR566GH
- FR566DG / FR566DGH
- FR577RG / FR577RGH
- FR587W / FR587WH

How to Order:

- HRC566: Fits Series FR566G & FR566DG Recliners
- HRC577: Fits Series FR577RG Recliners
- HRC587W: Fits Series FR587W Recliners



IV Pole Attachment: Item #: 5782RG

Offers a tip-free means of administering enteral feedings or IV therapy. For use with Lumex Bed Socket IV Pole (Model 2101A); sold separately



Fits Series:

FR565WG / FR566G
FR577RG / FR587W
Does NOT Fit Series
FR566DG Recliners

Bed Socket IV Pole: Item: 2101A (1/CTN) and 2100A (3/CTN)

Locking collet quickly and securely adjusts height from 35" to 65". Internal rubber bumpers ensure silent operation and reduce shock to hand and I.V. container when lowering telescoping tube. Constructed of durable, anodized aluminum tubing.

Fits:

- 5782RG
- FR597GIVMNT

Leg Extensions: Item 5699G


Fits all round tube frame designs.

- Adds 5" to height of recliner.
- Raises recliner by five Inches (5")

Fits Series:

- FR565WG
- FR566G
- FR577RG
- FR587W

NOTE: Does NOT Fit Series FR566DG Recliners



Combining beauty and full clinical functionality, this recliner has been specifically designed for use in a wide variety of healthcare environments. Featuring an independent legrest function and infinite positioning of the back, patients will appreciate both the comfort and functionality of the recliner. The Lumex Ortho-Biotic II Recliner is proudly Made in the USA.

Recline Positions: Features independent legrest operation and infinitely adjustable back within a range. Trendelenburg Position is easily actuated by side mounted foot pedal allowing the caregiver to stay in constant contact with the patient while repositioning the patient.

1. **First or Upright Position:** Ideal for patient transport and to initiate patient treatment / therapy.
2. **First or Upright Position with Legrest Extended:** Ideal for patient transport and rest.
3. **Infinitely Adjustable Back Position**
4. **Trendelenburg Position:** (Caregiver activated only)

Unique Features of the Series FR597G and FR597P:

- **Legrest-Recline Lever:** Conveniently located on the outside of the recliner, the lever enables the patient or caregiver to easily operate the legrest and adjust the back angle of the recliner.
- **Wood Capped or Fully Upholstered Arms:** Beautifully finished wooden armrests add a touch of elegance and make the Lumex Ortho-Biotic II perfect for post-operative care and as a patient room recliner. Also available with fully upholstered arms, Series FR597P.
- **Self-Storing Footrest:** For patient comfort and enhanced safety during patient transport, a pullout footrest is standard. The footrest is easily extended when needed and can be safely stored out of the way under the recliner when not in use.
- **Universal Headrest:** The Universal Headrest can easily be adjusted up and down on the back of the recliner. Unique shape allows the pillow to be used behind the patient's head, neck or back.
- **Composite Foam Seat and Back:** The seat and back are constructed of a high density foam base with a 1" topper of visco-elastic foam.
- **Testing:** The Lumex Ortho-Biotic II Recliner meets the following tests:
 - California Technical Bulletin CA TB-133 Flammability Test
 - ANSI/BIFMA X5.4-2013 Sections 11,12,14, & 18
- **FR597G:** Lumex Ortho-Biotic II with Wood Cap Arm
- **FR597P:** Lumex Ortho-Biotic II with Fully Upholstered Arm
- **Weight Capacity:** 350 lb Evenly Distributed
- **Factory Installed Accessories:**
 - Side Table: FR597GTBLMNT
 - IV Pole Mounting Bracket: FR597GIVMNT
 - IV Pole: 2101A



This Recliner can be a great assist to caregivers caring for Bariatric Patients. Featuring a heavy duty welded steel frame and heavy duty actuators, this recliner can more safely position patients of up to 700 pounds (evenly distributed).


Recline Positions: Features infinite positions with a range for patient comfort via a four-function hand pendant. Legrest and backrest can be raised and lowered independently, giving the caregiver complete control over positioning. Powered unit is equipped with a rechargeable battery pack for emergency operation during a power failure.

Unique Features of the Series FR588W:

- **Trendelenburg Position:** Quick-release trigger mechanism on push handle allows chair to swiftly move into Trendelenburg Position.
- **Drop Arm Feature:** Drop arm mechanism allows both arms to drop down allowing for easier and safer lateral transfers for both the patient and caregiver.
- **Patient Footplate:** Enables easier entry and exit into the recliner and safely positions the patient's feet during transport.
- **Wall Saver Armrest Caps:** Increases the durability of the armrests and protects walls from marring.
- **Fold Down Side Tables:** Two, durable, high-impact side tables, easy to actuate by caregiver, sit flush with recliner arm to conveniently hold prep materials; side table surface is smooth and features tapered edges for easy cleaning.
- **Heavy Duty Casters:** Four swivel casters facilitate transport and maneuverability in confined areas.
- **Testing:** California Technical Bulletin CA TB-133 Flammability Test
- **Weight Capacity:** 700 lb Evenly Distributed

Available Colors:

- Blue Ridge: FR588W427
- Doe Skin: FR588W851
- Jade: FR588W857
- Rosewood: FR588W863



A truly multi-faceted product, the Lumex Preferred Care® Bed-Recliner has been designed for a wide variety of healthcare applications:

- Dialysis
- Nocturnal Dialysis
- Sub-Acute Care
- Oncology / IV Therapies
- Rehabilitation
- Emergency Room

The Preferred Care Bed-Recliner is ideal for use during any intensive health-care procedure or when a versatile combination of a bed and recliner is called for. Unlike recliners that are converted into a semi-flat sleeping surface, the PCB-R offers the comfort of a true bed with an extremely comfortable sleep surface. From a bed, the PCB-R can attain all the positions of a recliner with an almost infinite number of seated and reclined positions.



Unique Features of the AR981642:

- Low position of 7.0" to a Deck Height to 30" Deck Height (without Sleep Surface and Overlay). This wide range of motion allows for easier care by the caregiver in the full up position and helps prevent patient injuries from falls while in the low position.
- Cardiac Position: Is primarily designed for residents with heart and respiratory problems. Helps to elevate the patient from the waist up, which provides relief to the lungs, increases circulation, and assists the patient in coming from a fully prone position to a sitting position without undue strain.

Trendelenburg Position: Full or Reverse Trendelenburg Positions and Auto CPR Position

- All functions can be "locked-out" and managed by the caregiver for patients with cognitive challenges.
- **Sleep Surface and Overlay:** A unique two-piece design ensures the greatest support and comfort for the patient in any prone or reclined position.

Sleep Surface: Constructed with 3.5" High Density Base Foam and a 1.5" Top Wrap Comfort Layer, the sleep surface is affixed to the moving sections of the bed to ensure support in every position. Upholstered with Silvertex Silver Ion Vinyl.

Overlay: Constructed with a 1.5" high density base foam and a 1.5" Visco-Elastic top foam for the ultimate in patient comfort. The Overlay is upholstered with a top cover of fluid-resistant five way stretch fabric and a fluid resistant non-skid bottom cover. Elastic attachment straps at each corner allow the Overlay to move in conjunction with Sleep Surface. Can be easily removed for cleaning.





Testing: The Lumex Preferred Care Bed-Recliner is built to conform to UL 60601-1 and IEC601-2-38; CAN/CSA C22.2 No. 601.1. Multiple Patents Pending

Weight Capacity: (including resident, support surface & accessories): 600 lb Evenly Distributed.



Specifications	Dimensions
Mattress Deck Length	80"
Mattress Deck Width	35"
Overall Bed Length Without Wall Saver	85.5"
Overall Bed Width	41.0"
Maximum Deck Height	30"
Minimum Deck Height	7"
Maximum Deck Height w/Sleep Surface & Overlay	37.5"
Minimum Deck Height w/Sleep Surface & Overlay	14.5"
Safe Workload (including resident, support surface & accessories): 600 lb Max Weight capacity Evenly Distributed.	
The Lumex® Preferred Care® Bed-Recliner is built to conform to UL 60601-1	

[illegible]

PRIMARY AREAS OF USE															
MODEL #	DESCRIPTION	PHOTO	Dialysis	Nocturnal Dialysis	Oncology	Pain Management	IV Therapy	Post Operative Care	Same Day Surgery/ ASC	PACU	Emergency Room	Patient Room	Rehab	Physical Therapy	Bariatrics
FR565WG	Lumex Deluxe Preferred Care Recliner-Wide					•		•	•	•		•	•		•
FR577RG	Lumex Clinical Care Recliner		•		•	•	•	•	•	•	•	•	•		
FR566G	Lumex Deluxe Clinical Care Recliner		•		•	•	•	•	•	•	•	•	•		
FR566DG	Lumex Deluxe Clinical Care Recliner with Drop Arm		•		•	•	•	•	•	•	•	•	•		
FR587W	Lumex Deluxe Clinical Care Recliner-Wide		•		•	•	•	•	•	•	•	•	•		•
FR597G/ FR597P	Lumex Ortho-Biotic II Recliner		•		•	•	•	•	•	•		•	•		
AR981642	Lumex Preferred Care Bed-Recliner		•	•	•	•	•	•	•	•		•			•



Information contained herein is subject to change.
The most current and complete product information can be found on our website.
www.grahamfield.com



© 2016, GF Health Products, Inc. All Rights Reserved.

E&J, Everest & Jennings, Graham-Field, Hausted, and Lumex
are trademarks of GF Health Products, Inc.
GF Health Products, Inc. is an ISO 13485 Certified Company.

*SIMMONS Clinical Care products manufactured by GF
Health Products, Inc. under license from the trademark
owner, Dreamwell, Ltd., a subsidiary of Simmons Bedding
Company, Atlanta, Georgia. SIMMONS is a trademark of
Dreamwell, Ltd. a subsidiary of Simmons Bedding Company.
© 2016 Dreamwell, Ltd. All rights reserved.

GF16000142REVA17